

Emergency Policy

In event of emergency

Remain calm. Notify a First-Aid Worker on site, otherwise dial:

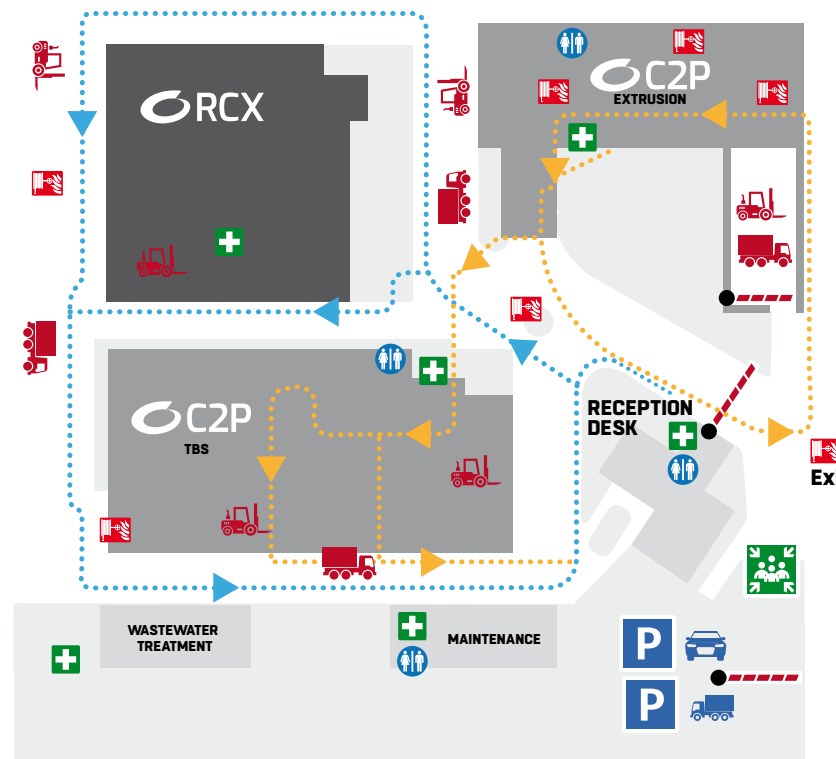
- 04 74 02 30 79 (internal number)
- 112 or 18 if necessary (dial 0112 or 018 from a landline)



Evacuation

Discontinuous audible signal:


- Keep calm.
- Proceed to the emergency exits by following the thread guide.
- Go to the Emergency Evacuation Meeting Area (on the car parking lot).



- EMERGENCY
- WC
- FIRE HYDRANT
- VISITORS RCX
- VISITORS C2P

Visitor Welcome Guide Villefranche site

© Modèle déposé - www.fulmark.fr



Mandatory Personal Protective Equipment (PPE)

General Safety Rules - Prohibitions

- Protective Helmet
- FFP3 Respirator
- High Visibility Vest
- Safety Shoes
- Safety Overalls
- Hearing Protection
- Safety Gloves
- Safety Glasses

- No eating or drinking
- Keep your hands clear off all equipment or product
- No photography without permission
- No smoking or vaping

General Safety and Environmental Rules



Welcome to Recylex

RCX Villefranche is an integrated site for the collection and treatment of used lead batteries. A key player in the circular economy, Recylex recycles waste from urban mines. The site is classified Seveso high threshold (since 2016) and is ISO 14001:2015 certified.

Welcome to C2P France

Since 1988, C2P has been recycling post-production and post-consumer waste to produce high-end polypropylene compounds (rPP). C2P's facility is classified for Environmental Protection (ICPE) and is certified ISO 9001:2015 for the Quality Management System, ISO 14001:2015 for Environmental requirements and ISO 45001:2018 for Occupational Safety and Health.

Safety, environmental and health protection for everyone are part of our responsible commitment. For this reason, we ask you to respect the safety instructions applicable on site that you will find in this guide.

Reception Desk Opening Hours:

- 8:00 - 12:00 a.m.
- 1:00 - 5:00 p.m.

Address:

300 avenue de l'épie, 69400 Arnas

Contacts:


RCX
Recylex Group

C2P
Recylex Group

T +33 (0)4 74 02 30 70
E info@recylex.eu
W recylex.eu/en/recylex-sa/

T +33 (0)4 74 02 30 93
E c2p-france@recylex.eu
W recylex.eu/en/c2p-france/

General Safety Instructions



- As part of our Seveso status, the site is fenced-in and monitored.
- Access to the site is restricted to authorized persons only. Upon request and after validation, personal badges allow access to the site.
- Vehicle entry to the site is subject to registration at the reception.
- Wearing safety shoes is required at all times in the plant.
- Wearing a protective helmet is mandatory as soon as you pass by the weight bridge or turnstiles station, except in marked areas.
- Wearing a high visibility vest on traffic lanes.
- Wearing an appropriate respiratory mask in high-risk areas and in the presence of dust.
- Wear safety overalls in the indicated areas.
- Wear safety gloves adapted to each operation.
- Wear safety glasses when there is a risk of chemical splashes (lime...) or dust spills (grinding, cleaning,...).

General Safety Instructions



- Speed limited to 7km/h. Comply with the road safety rules.
- It is forbidden to use forklifts or other machines without authorization.
- Be aware of pedestrians throughout the site.
- Use pedestrian crossings where they exist.
- Pay attention to machine maneuvering and truck traffic.
- Hold the handrail on stairs.

Hygiene Policy



- Obligation to wash hands and face before eating, drinking or smoking (risks related to the presence of heavy metals).



- Showers are at your disposal when needed, at the end of your visit.

Waste Sorting Instructions



- Sorting of waste according to its nature (in case of doubt ask your contact)



- Paper / Cardboard / Bottles / Cans = yellow bin



- Dirty PPE (mask, blouse, gloves, earplugs, hygiene cap, overshoes) = red bin

Safety Rules for Visitors



Be aware of forklift traffic and other industrial vehicles



Be aware of floor-level obstacles. Watch your step



Slipping hazard in the workshops



Use pedestrian walkways



When the Evacuation Signal is activated, DO NOT leave your contact and/or proceed to the assembly area (see emergency procedure).